

An aerial photograph of a mining site. A yellow excavator is positioned in the center of a circular, excavated pit filled with light-colored gravel. The surrounding area is dark and rocky, with several large piles of dark, angular stones scattered around. The image is overlaid with a semi-transparent circular graphic that frames the central pit.

CHAARAT

Investor Presentation

Building a leading gold
company in the FSU

Disclaimer

THE COMPANY'S SECURITIES HAVE NOT BEEN REGISTERED AND WILL NOT BE REGISTERED UNDER THE U.S. SECURITIES ACT OF 1933, AS AMENDED (THE "U.S. SECURITIES ACT") OR ANY U.S. STATE SECURITIES LAWS AND MAY NOT BE OFFERED AND SOLD IN THE UNITED STATES EXCEPT WITH A REGISTRATION OR AN EXEMPTION FROM REGISTRATION UNDER THE U.S. SECURITIES ACT.

The Presentation has not been independently verified, does not purport to contain all information that a prospective investor may require and is subject to updating, revision and amendment. The Presentation has not been approved by the London Stock Exchange plc or by any authority which could be a competent authority for the purposes of the Prospectus Directive (Directive 2003/71/EC). This Presentation neither constitutes nor forms nor should be construed as constituting or forming part of any offer or invitation to sell or any solicitation of any offer to purchase or to subscribe (each a "Transaction") for any securities in the Company or any other body corporate in any jurisdiction ("the Company Securities") in which that solicitation or sale would be unlawful or an invitation or inducement to engage in investment activity under section 21 of the Financial Services and Markets Act 2000, as amended ("FSMA"). This Presentation shall not, in whole or part, form the basis of or be relied on in connection with any contract. This Presentation does not constitute an invitation to effect any Transaction with the Company nor to make use of any services provided by the Company. The Presentation is confidential and is being supplied to you solely for your information and may not be reproduced, re-distributed, transmitted or passed, directly or indirectly, to any other person or published in whole or in part for any purpose. It is not intended to provide the basis of any investment decision, financing or any other evaluation and is not to be considered as a recommendation by the Company, or its Affiliates that any recipient of this Presentation, purchase or subscribe for any securities.

No reliance may be placed for any purpose whatsoever on the information contained in this Presentation or on any assumption made as to its completeness. No undertaking, representation, warranty or other assurance, express or implied, is made or given by or on behalf of the Company or any advisor to the Company (each a "Company Adviser"), or any of their respective affiliates or any of such persons' directors, officers, partners, employees, agents or advisers or any other person as to the adequacy, accuracy, completeness or reasonableness of the information or opinions contained in the Presentation and no responsibility or liability is accepted by any of them for any such information or opinions or for any errors, omissions, misstatements, negligence or otherwise for any other communication written or otherwise. Prospective investors should conduct their own independent investigation and analysis of the Company and the information contained in the Presentation and are advised to seek their own professional advice on the legal, financial and taxation consequences of making an investment in the Company. The delivery of this Presentation, at any time does not imply that the information in it is correct as of any time after its date, or that there has been no change in the business, results of operations, financial condition, liquidity, performance and prospects of the Company or its assets since that date. No Affiliate of the Company has been authorized to give any information or to make any representation not contained in this Presentation and, if given or made, such information or representation must not be relied upon. The Company and its Affiliates accordingly disclaim, to the fullest extent permitted by law, all and any liability whether arising in tort, contract or otherwise which they might otherwise have in respect of the Presentation.

The information and opinions contained in this Document are provided as at the date of this Presentation and are subject to change without notice. In furnishing this Presentation, the Company does not undertake or agree to any obligation to provide the attendees with access to any additional information or to update this Presentation or to correct any inaccuracies in, or omissions from, this Presentation that may become apparent.

The Presentation is only being issued to and directed at and may only be received by persons who: (x) are outside the United States and not United States persons as defined by Regulation S under the Securities Act and (a) in the UK: (i) have professional experience in matters relating to investments and who fall within the exemptions contained in Articles 19, 49 or 50(1) of the UK Financial Services and Markets Act 2000 (Financial Promotion) Order 2005 (as amended) (the "UK Order") (investment professionals, high net worth companies, unincorporated associations etc., and certain sophisticated investors); and (ii) are a "Qualified Investor" within the meaning of Section 86(7) of the FSMA; and (iii) is being made available to, or directed at, fewer than 150 persons, other than Qualified Investors, per European Economic Area state; and (iv) the transferable securities being offered will have a minimum subscription or be denominated in amounts of at least 100,000 Euros (or an equivalent amount); or (b) are in Switzerland, in which case the investor (or the any person for whom the acquirer is acquiring the securities) is in Switzerland; and the investor (and any such person) is: (i) an institutional investor (A) subject to Swiss or foreign prudential supervision such as a bank, securities dealer, insurance institution or fund management company; or (B) with professional treasury operations; or (ii) if the securities are units or stapled securities, an institutional investor subject to Swiss or foreign prudential supervision such as a bank, securities dealer, insurance institution or fund management company; or (c) are in Sweden, and are a "qualified investor", as defined in the Swedish Financial Instruments Trading Act (1991:980) (Sw. lag (1991:980) om handel med finansiella instrument); or (d) are otherwise permitted by the laws of the jurisdiction in which they are resident to receive it or (y) "accredited investors" as defined by Regulation D promulgated under the Securities Act. It is a condition of your receiving the Presentation that you fall within one of the categories of persons described above and you warrant to the Company and each Company Adviser that: (a) you fall within one of the categories of persons described above; (b) you have read, agree to and will comply with the terms of this disclaimer; and (c) you will conduct your own analyses or other verification of the information set out in the Presentation and will bear the responsibility for all or any costs incurred in doing so. Persons who do not fall within one of the categories of persons described above should not rely on the Presentation nor take any action upon it, but should return it immediately to the Company.

In order to qualify as a certified sophisticated investor for the purposes of article 50(1) of the UK Order, the investor must be a person who has a current certificate in writing or other legible form signed by a person authorised by the Financial Conduct Authority to the effect that they are sufficiently knowledgeable to understand the risks associated with any description of investment and who has signed, within the period of twelve months ending with the day on which the communication contained in this Presentation is made, a statement in the following terms:

"I make this statement so that I am able to receive promotions which are exempt from the restrictions on financial promotion in the Financial Services and Markets Act 2000. The exemption relates to certified sophisticated investors and I declare that I qualify as such in relation to investments of the following kind [list them]. I accept that the contents of promotions and other material that I receive may not have been approved by an authorised person and that their content may not therefore be subject to controls which would apply if the promotion were made or approved by an authorised person. I am aware that it is open to me to seek advice from someone who specialises in advising on this kind of investment."

This Presentation must not be distributed to, directed at, acted on or relied on in the UK by, persons who are not relevant persons. Transmission of this Presentation or related documents to any other person in the UK is unauthorised and may contravene FSMA. Any investment or investment activity to which this Presentation relates is available only to relevant persons and will be engaged in only with such relevant persons and such persons in other jurisdictions who satisfy the Company that they are lawfully entitled to participate. Persons who do not fall within one of the categories of persons described above should not rely on the Presentation nor take any action upon it, but should return it immediately to the Company.

In particular, neither this Presentation nor any copy of it may be taken, transmitted or distributed, directly or indirectly, in or into Japan, the Republic of South Africa, Canada or the United States of America, its territories or possessions or passed to US persons (as defined in Regulation S of the United States Securities Act of 1933 (as amended)) or any other country outside the United Kingdom where such distribution may lead to a breach of law or regulatory requirements. Distribution of this Presentation or any copy of it in Japan, the Republic of South Africa, Canada or the United States or other country may be restricted by law and may constitute a violation of the securities laws of such jurisdiction. Neither the Company, the Company Advisers nor any of their respective shareholders, subsidiaries, associates, directors, officers, employees, consultants, agents, affiliates or advisers or any other person ("Affiliates"), accept any liability to any person in relation to the distribution or possession of this Presentation in or from any jurisdiction.

This Presentation contains or incorporates by reference "forward-looking information" which means disclosures regarding possible events, conditions, acquisitions, or results of operations that are based on assumptions about future conditions and courses of action and include future oriented financial information with respect to prospective results of operations, financial position or cash flows that are presented either as forecasts or as projections and also includes, but is not limited to, statements with respect to the future financial and operating performance of the Company, its current and proposed subsidiaries and affiliates and its current and proposed mineral projects, the future price of gold, estimations of mineral reserves and resources, the realisation of mineral reserve estimates, the timing and amount of estimated future production, costs of production, working capital requirements, capital and exploration expenditures, costs and timing of mine development, processing facility construction and the development of new deposits, costs and timing of future exploration, requirements for additional capital, government regulation of mining operations, environmental risks, reclamation expenses, title disputes or claims, limitations of insurance coverage and the timing and possible outcome of pending litigation and regulatory matters. Often, but not always, forward-looking statements can be identified by the use of words such as "plans", "proposes", "expects", "is expected", "budget", "scheduled", "estimates", "forecasts", "intends", "anticipates", or "believes" or variations (including negative variations) of such words and phrases, or statements that certain actions, events or results "may", "could", "would", "might" or "will" be taken, occur or be achieved. Forward-looking statements involve known and unknown risks, uncertainties and other factors which may cause the actual results, performance or achievements of the Company and/or its current and proposed subsidiaries and affiliates to be materially different from any future results, performance or achievements expressed or implied by the forward-looking statements. Such factors include, among others, general business, economic, competitive, political and social uncertainties; the actual results of current exploration activities; the actual results of reclamation activities; the outcome of negotiations, conclusions of economic evaluations and studies; changes in project parameters and returns as plans continue to be refined; future prices of gold; possible variations of ore grade or recovery rates; failure of plant, equipment or processes to operate as anticipated; accidents, labour disputes and other risks of the mining industry; political instability; insurrection or war; political uncertainty; arbitrary changes in law, delays in obtaining governmental approvals or financing or in the completion of development or construction activities. There can be no assurance that forward-looking statements will prove to be accurate, as actual results and future events could differ materially from those anticipated in such statements. Accordingly, readers should not place undue reliance on forward-looking statements due to their inherent uncertainty.

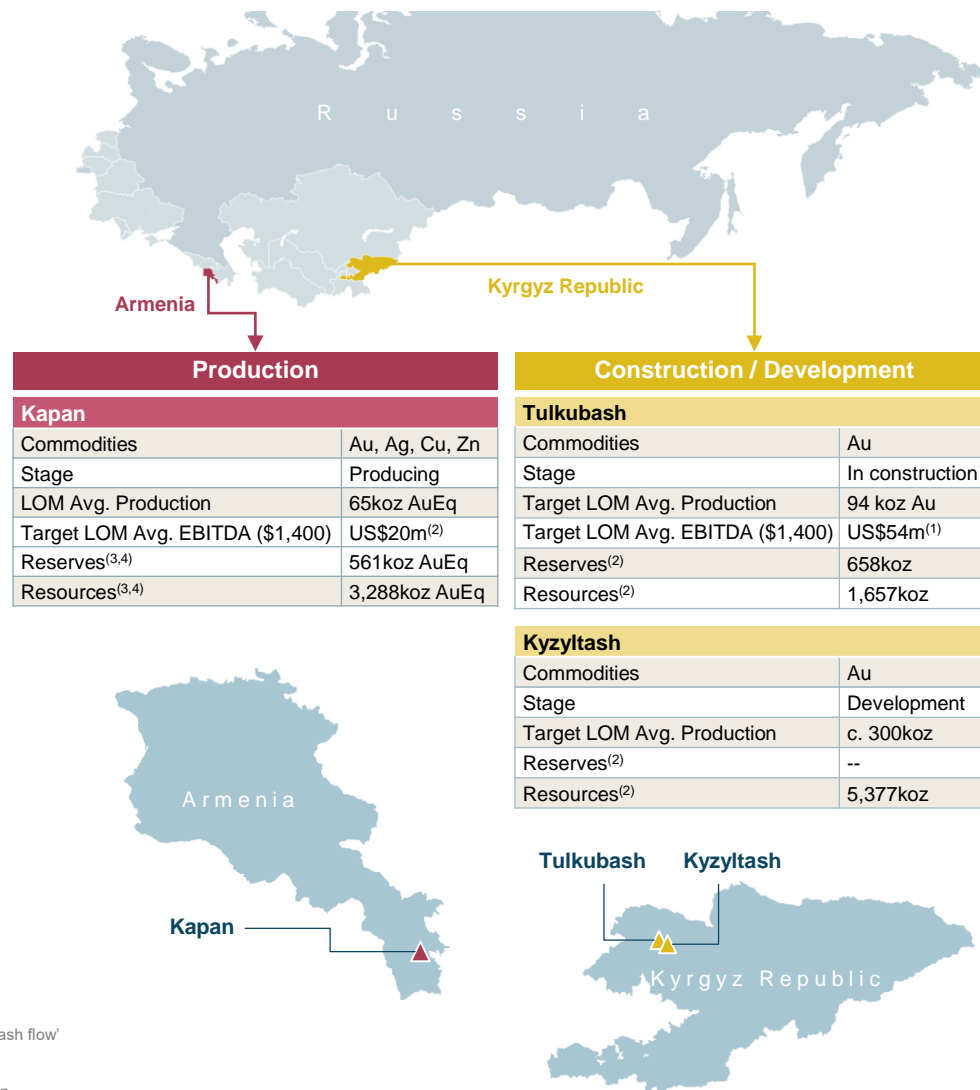
By attending or receiving this Presentation, you agree to be bound by the foregoing provisions.

Contents

- **Overview**
- **Assets**
 - Armenia – Kapan
 - Kyrgyz Republic – Tulkubash & Kyzyltash
- **M&A Strategy**
- **Corporate Structure**
- **Summary**
- **Appendices**

Chaarat: Who We Are

- ✓ **FSU focused gold producer with attractive assets**
- ✓ **Strong management team with significant operational, regional and financial experience**
- ✓ **3 assets (Production, Construction & Development) across two jurisdictions**
- ✓ **One producing mine (65koz AuEq) generating EBITDA of c. US\$20 million per year**
- ✓ **One project in early Construction with first gold targeted for Q4 2021, and one asset in Development**
- ✓ **Reserves: 1.2 Moz Au Eq
Resources: 10.3 Moz Au Eq**
- ✓ **Significant organic growth potential**
- ✓ **High quality pipeline of accretive bolt-on and transformational consolidation / M&A opportunities**



1. Target LOM average as announced in the 4 June 2019 Feasibility Study update, equivalent to 'operating cash flow'

2. Target LOM average based on internal company projections

3. Resources are shown inclusive of reserves, and include Measured, Indicated and Inferred.

4. AuEq calculated using commodity prices: US\$1,300/oz Au, US\$18.00/oz Ag, US\$3.00/lb Cu, US\$1.10/lb Zn.

Key Management

Leading operational, commercial, and regional experience



Martin Andersson – Executive Chairman of the Board

Appointed October 2016

- Company's largest shareholder and since becoming Chairman, has reset the strategy under a new management team
- Co-founded Brunswick Brokerage – a Moscow based investment bank that was later sold to UBS
- Initially holding the position of chief executive officer and, from 1999, chairman of the joint venture, Brunswick UBS Warburg
- Served on the board of Siberian Coal Energy Company, one of the largest thermal coal producers in Russia



Artem Volynets - CEO

Appointed March 2018

- Senior mining industry executive with over 20 years of experience, having managed and closed transactions worth in excess of US\$30bn
- Formerly CEO of En+ Group (over \$25bn in assets and over 100,000 employees), Deputy CEO and Director for Corporate Strategy at UC RUSAL, and SVP Strategy at SUAL International - Worked on the final phase of the consolidation of the Russian aluminium industry that created UC Rusal, and led its \$2bn+ IPO in the first Russian listing in Hong Kong
- Served as Chairman of the International Aluminium Institute, as independent director at PJSC MMC Norilsk Nickel, and was a management consultant and corporate finance advisor with Monitor Group in London
- Studied at Moscow State University, The American University in Washington DC, Georgetown University and INSEAD



Chris Eger
CFO

Appointed: July 2018

- Over 20 years experience in investment banking, metals trading and private equity
- Former CFO of Nyrstar NV, where he played a major role in developing and implementing the Company's transformation strategy in addition to strengthening the balance sheet
- Previous investment banking experience in the mining sector at Trafigura, BAML and BMO



Darin Cooper
COO

Appointed: June 2019

- Over 30 years' experience in the mining industry, spanning operations, projects, restricting and change management
- Former Head of Mining at Fusion Capital, a Swiss based investment firm
- Previously held senior roles at Nyrstar (VP, Zinc smelting) & Talvivaara Mining Company (COO)



Dorian (Dusty) Nicol
Senior Vice President,
Exploration

Appointed: March 2018

- Over 44 years of experience at every stage of mining projects
- Exploration focused geologist, having managed successful exploration programmes across the globe
- Previously held exploration management and executive roles with several companies, including Esso Minerals, Renison GoldFields and Queenstake Resources



Davron Vakhobov
General Director
(Kyrgyz Republic)

Appointed: May 2017

- 20 years of experience in both greenfield and brownfield project development
- Formerly a senior project team member during construction of Amulsar Gold Mine in Armenia
- Previous experience in original mine construction at the Çöpler mine and subsequent plant and heap leach expansion projects



David Tovmasyan
General Director Kapan
(Armenia)

Appointed: November 2018

- 20 years of operations management and engineering experience, including leadership roles and oversight of open pit, underground mining and ore processing operations
- Previous experience with Freeport McMoRan, Zangezur CMC and Dundee Precious Metals (Kapan)

The Board of Directors

Highly Experienced & Majority Independent Board



Martin Andersson – Executive Chairman of the Board

Appointed October 2016



Artem Volynets - CEO

Appointed March 2018



Gordon Wylie

Sr. Independent
Director & Deputy Chairman

Appointed: November 2017

- Over 41 years of experience in the global mining industry with experience in growing companies from exploration to production
- 8 years as a member of AngloGold Ashanti's senior management team, responsible for their global exploration programme
- Previously the chairman of Lydian International, that is constructing a mine at the Amulsar open pit, heap leach gold project in Armenia



Robert Edwards

Independent
Non-Executive Director

Appointed: September 2018

- 27 years of experience in the global natural resource industry primarily focused on frontier and emerging markets
- Currently serves as an independent Non-executive director and member of the audit and corporate governance and remuneration committees of PJSC MMC Norilsk Nickel
- Former chairman of Global Mining at Renaissance Capital, previously with HSBC and RBC



Warren Gilman

Independent
Non-Executive Director

Appointed: March 2018

- Over 30 years of experience in mining investment banking
- Chair and CEO of CEF Holdings (mining investment JV between Cheung Kong Holdings and CIBC) for over 10 years
- Chairman, Founder and CEO of Queen's Road Capital Ltd, previously chairman Co-founder of CIBC's Global Mining Group in 1988



Robert Benbow

Independent
Non-Executive Director

Appointed: June 2018

- Over 40 years of experience developing green field projects
- Responsible for development of Alacer's Çöpler heap leach project in Turkey
- Previously COO of Chaarat (Jul-2017 until Apr-2019)
- Responsible for oversight of the Company's operations and project development



Hussein Barma

Independent
Non-Executive Director

Appointed: December 2018

- An experienced senior executive having spent 15 years at Antofagasta as CFO
- Extensive knowledge and experience of the global mining industry, regulations, strategy, finance, audit, accounting and IR
- Currently an independent Non-Executive director and audit chair of Atalaya Mining plc and is a principal at Barma Advisory

The Strategy for Stakeholder Value Creation



GROW

Organic Growth

Target up to 500koz AuEq

- Kapan – operational improvements
- Bring Tulkubash into production
- Advance Kyzyltash to construction
- Exploration

Disciplined M&A

Target additional 500koz+ AuEq

Develop 3 Operating Clusters

- Geographically focused on the Central Asia, Armenia, and Eastern Russia
 - Attractive geology
 - Underexplored
 - Fragmented sector
 - High margin production (depreciated currencies)



OPTIMISE

- Leverage Chaarat's international skillset and local knowledge
- Operational excellence
- Extract upside from prospective geology
- ESG Best Practice
- Regional Synergies

- M&A Criteria:
 - Asset Quality (potential to develop world-class cluster)
 - Production / near-Production
 - Prospective Geology
 - Potential for Operational Improvement



VALUE

- Improved margins
- FCF generation
- Reduce cost of capital
- Responsible Mining, with ESG best practices embedded at all assets.

- Attractive Deal Terms
- Potential for re-rating within Chaarat Portfolio

Environmental, Sustainability and Governance

Committed to the Highest International ESG Standards

CHAARAT

ENVIRONMENTAL

- Chaarat Zaav ("CZ")⁽¹⁾ complies with all local environmental regulations
 - Tulkubash Project is based on international industry-standard practice and supported by Kyrgyz and international standard ESIAs
 - The Tulkubash Project design follows International Cyanide Management Code guidelines
- Kapan: focus on continuing to improve environmental standards:
 - Improvements to Tailings Management Facility design and water treatment system are being implemented
 - Kapan has engaged SRK to conduct an IFC-compliant environmental audit
 - Kapan maximising water recycling and upgrading tailings line

SOCIAL

- CZ workforce comprises of more than 90% Kyrgyz nationals
- CZ contributes over \$210,000 annually in social aid to Chatkal
- CZ supports the local economy by creating indirect job opportunities
- Kapan workforce comprises > 98% Armenian nationals
- Strong, long-established relationship with community at Kapan
- In 2019, Kapan plans to fund the reconstruction of kindergartens in the community

GOVERNANCE

- ESG role established for corporate reporting
- Senior and Operations management rigorously enforce FCP policies
- Chaarat encourages its employees to use its whistle-blower policies
- Majority of independent board members

HEALTH & SAFETY

- Hazard recognition emphasised in CZ safety training
- International Health & Safety best practices used throughout operations and construction sites
- New Safety Manager driving change to a behavioural-based safety culture at Kapan
- Kapan safety reporting being integrated and aligned with Charaat Standards



1. Entity incorporated in Kyrgyzstan.

Kapan Mine – Armenia

Producing Asset with Upside Potential

CHAARAT



MINE TYPE
Underground

PROCESSING
Flotation

PRODUCTION
65 koz AuEq⁽¹⁾

CASH COSTS
US\$ 887 /oz⁽²⁾

EBITDA
US\$ 20m⁽³⁾

RESERVES
558 koz AuEq @ 4.3g/t

RESOURCES
3,288 koz AuEq @ 5.8 g/t

TARGET MINE LIFE
+10 years⁽⁴⁾

1. 2019 production guidance

2. Unaudited Feb-Jun 2019 average excl. other costs

3. Target LOM average based on internal company projections at \$1,400/oz Au

4. Management target

The Kapan Mine

Acquired from Polymetal in Jan 2019 for \$50m⁽¹⁾

Kapan Acquisition Aligned with Chaarat's M&A Strategy

- ✓ **Attractive Valuation** (Implied 2.5x EV/LOM EBITDA)
- ✓ **Operational Improvement Upside Potential**
- ✓ **Geological Upside Potential**
- ✓ **Footprint established in a highly prospective region**

Improving Operational Performance^(2,3)

	H1 2019	H1 2018
Ore Mined	276kt	+8%
Contained Metal	27 koz AuEq	+8%
Cash Costs	\$887/oz AuEq	-3%

VS.

Progress to Date

- 1 Mining production targets exceeded by 8%
- 2 Stabilised grade and recovery issues, flat over comparative periods in 2018 and 2019
- 3 Implemented improvements to the cost base
- 4 Delivered an updated Mineral Resource Estimate, significantly improving geological certainty
- 5 Strengthened the operational management team

Optimisation initiatives continue to improve Kapan performance

1. Revised down from \$55m based on post-acquisition adjustments being made

2. "H1" is for the period February to end-June to reflect the period in which Chaarat were operating Kapan. H1 2018 reflects the same period (Feb to end-June)

3. Values are based on unaudited Company records. Cash costs are excluding other costs.

Operating in Armenia

Mining Friendly Jurisdiction



- Armenian mining industry has a long history, and is an important contributor to GDP
- Mining contributes c. 25% of exports, and employs c. 10% of people in the industrial sector
- Mining and environmental laws & compliance well established
- Geologically highly prospective

Capital city	Yerevan
Political system	Parliamentary Republic
Population	3.0 million
Economy	
GDP (ppp)	\$28.4 billion (services 55%, industry 28%, agriculture 17%)
GDP per capita	\$9,500
Major exports	Copper, pig iron, nonferrous metals, gold, minerals, foodstuffs
Currency	Armenian dram (AMD)
Literacy	99.7%

Tulkubash – Kyrgyz Republic

Construction Pathway to First Gold in Q4 2021

CHAARAT



MINE TYPE
Open pit

PROCESSING
Heap Leach

STAGE
Early Construction

ORE TYPE
Oxide

CASH COSTS
US\$ 678 /oz⁽¹⁾

PRODUCTION
94 koz Au pa⁽¹⁾

FEASIBILITY STUDY RESERVES
658 koz Au @ 0.9 g/t

FEASIBILITY STUDY RESOURCES
1,657 koz Au @ 1.2 g/t

1. Target LOM averages as announced in the 4 June 2019 Feasibility Study update ([here](#))

Feasibility Study Update – June 2019

Delivers the Pathway to Production

Feasibility Study Results ⁽¹⁾	Values
Net Revenue (\$m)	541
Operating Costs (\$m)	(299)
Operating Profit (\$m)	241
Initial Capital (incl. 10% cont.) (\$m)	(110)
Net Cash Flow (\$m)	114
Post-tax NPV _{5%} (\$1,300 Au price) (\$m)	70
Post-tax IRR (%)	20

- Gold production is anticipated to average 94koz per annum, with a LOM average AISC of \$819/oz, including all taxes
- Target LOM average operating cash flow of \$48m per annum at \$1,300 Au price. At \$1,400 Au price:
 - Operating cash flow \$54m⁽²⁾ p.a.
 - NPV_{5%} of \$93m⁽²⁾
- Indicative term sheet received for Project Financing

Tulkubash Planned Pathway to Production ⁽¹⁾												
	2019				2020				2021			
	Q1	Q2	Q3	Q4	Q1	Q2	Q3	Q4	Q1	Q2	Q3	Q4
Established Ciftay JV	■											
Complete FS Update / Launch Project Finance process		■										
Project earthworks contractors fully mobilised			■									
Construct 300 person camp				■								
Complete detailed engineering				■			■					
Heap leach pad construction						■					■	
Install plant and facilities						■						■
First gold												■

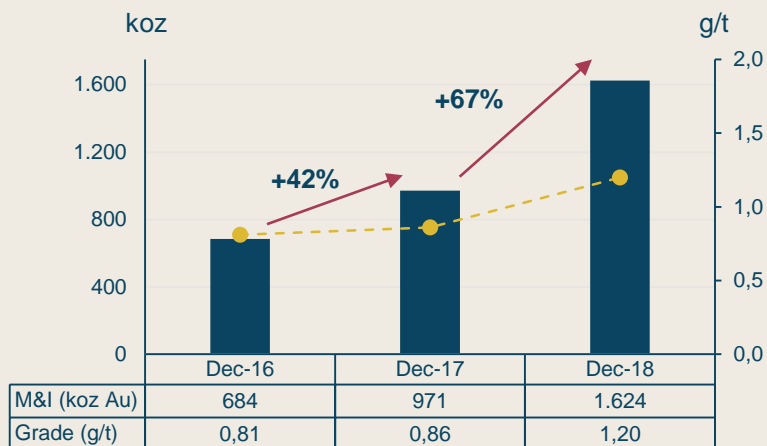
Project capital anticipated to be solely funded through Ciftay investment and debt Project Financing

1. As announced in the 4 June 2019 Feasibility Study update

2. Target LOM average based on the 4 June 2019 updated Feasibility Study, equivalent to 'operating cash flow', calculated for \$1,400 Au price

Significant Potential for Mine Life Extension Continued Resource Growth & Grade Improvement

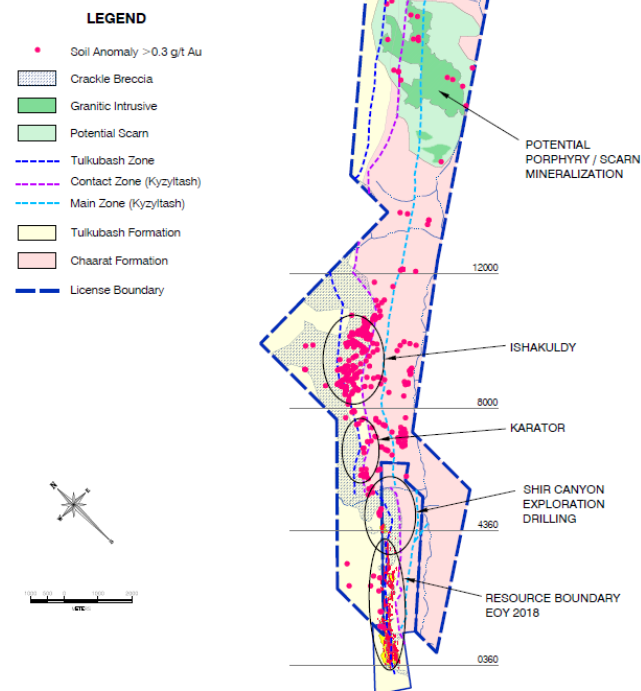
48% Increase in Grade Since December 2016



- 1 137% increase in M&I Resource in the 2 years to Dec 2018
- 2 Significant geological structures identified over 24km, of which only 4km has been drill tested
- 3 2018 achieved impressive \$11.40/oz discovery cost
- 4 Over 37,000m drilled in 2017 and 2018, with up to 20,000m to be drilled in 2019

Tulkubash District Potential

83% remains un-drilled



Mine life extension driven through both resources to reserves conversion, and discovery of additional resources

Kyzyltash – Kyrgyz Republic

A Substantial Gold Resource

CHAARAT

MINE TYPE

Underground

STAGE

Development

ORE TYPE

Sulphide

TARGET PRODUCTION

c. 300 koz pa

RESOURCES

5,377koz Au

GRADE

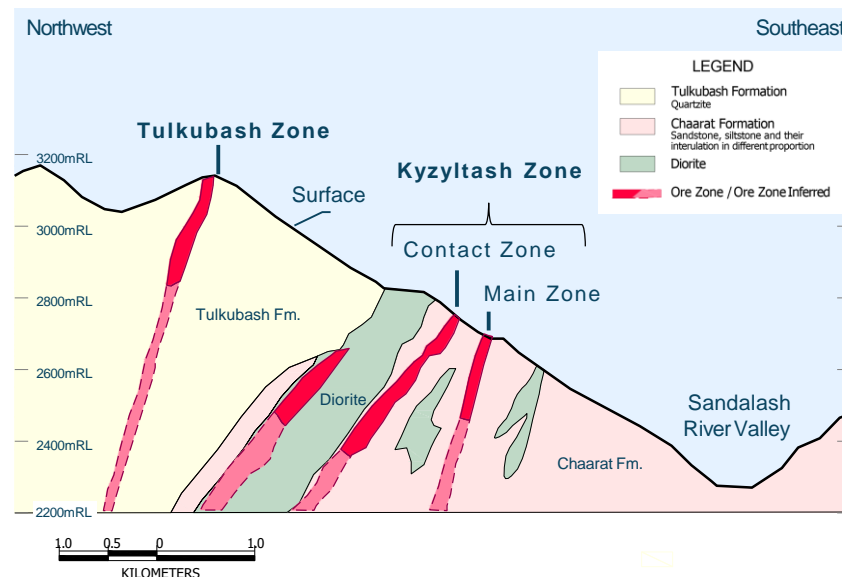
3.8 g/t

Kyzyltash

Unlocking Value Through Staged Development

- Substantial resource base of over 5.3 Moz Au
- Located on the same property as Tulkubash, providing opportunity for synergies in development
- 80,000m drilling conducted to date
- In 2016, a Feasibility Study was completed by Nerin on the combined property, and which demonstrated the economic potential
 - NPV_{8%} \$309m at \$1,250/oz Au price
- In 2018, further technical review confirms the potential of the project
- Metallurgy and engineering processes will be advanced to unlock the value of Kyzyltash

Schematic Section Showing Proximity of Ore Zones⁽¹⁾



Pathway to Production

- Drilling to obtain fresh metallurgical samples
- Systematic metallurgical testing to identify optimum processing flow sheet
- Continue dialogues regarding strategic partnerships
- Pilot scale test work once optimum process is identified
- Feasibility Study
- Commence Detailed Engineering
- Construction: 30-36 months depending on final process

Resource Statement (cut off grade 0.2 g/t)

Classification	Tonnes (kt)	Grade (g/t Au)	Gold (Moz Au)
Measured	6,722	3.26	0.7
Indicated	32,794	3.79	3.9
Total Measured & Indicated	39,516	3.70	4.5
Inferred	6,611	4.05	0.8

1. Projected Schematic Oblique Section 4000mN

Operating in the Kyrgyz Republic

An Established Mining Jurisdiction



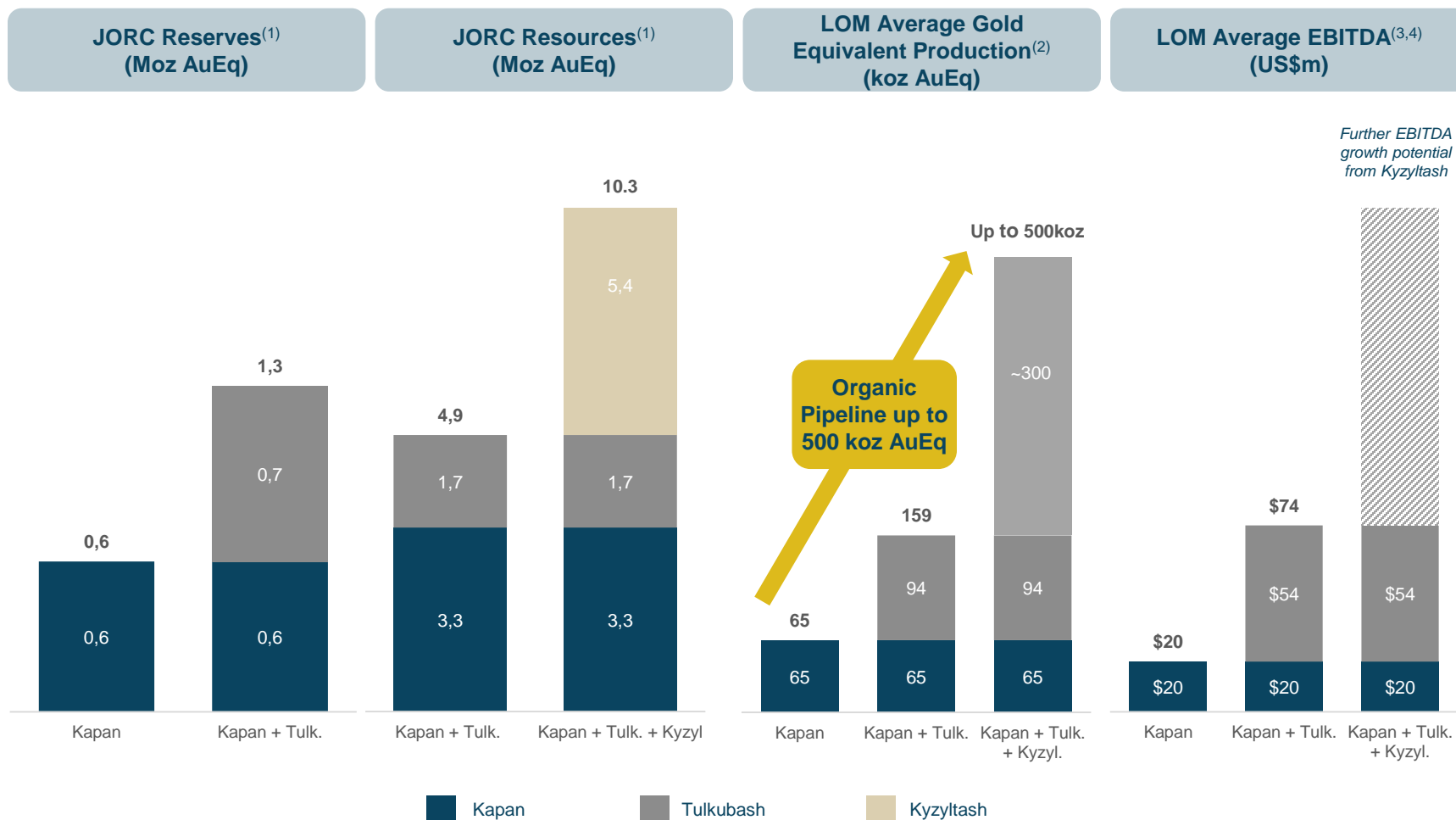
- Mining is a key contributor to the economy of the Kyrgyz Republic
- The country is geologically highly prospective, hosting the Tien Shan Gold Belt – an established large-scale gold producing geological system
- China's Belt and Road Initiative expected to further upgrade infrastructure in the region bringing significant advantages for long-term development

Capital city	Bishkek
Political system	Parliamentary Republic
Population	6.3 million
Economy	
GDP (ppp)	\$23.2 billion (services 54%, industry 31%, agriculture 15%)
GDP per capita	\$3,700
Major exports	Gold, cotton, wool, garments, meat, machinery, minerals
Currency	Kyrgyz som (KGS)
Literacy	99.5%

Sources: SNL, CIA World Factbook

Key Proforma Metrics

Establishing a Leading Gold Company in the FSU



1. Resources are shown inclusive of reserves

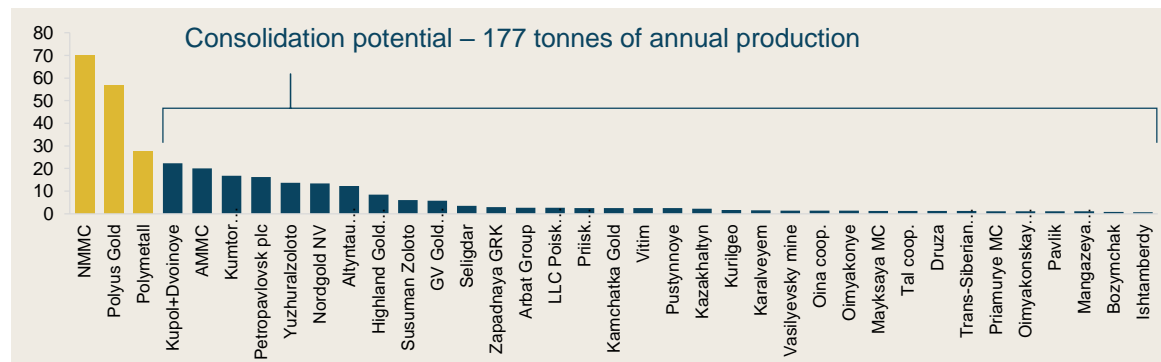
2. AuEq calculated using commodity prices: US\$1,300/oz Au, US\$18.00/oz Ag, US\$3.00/lb Cu, US\$1.10/lb Zn.

3. Tulkubash - Target LOM average based on the 4 June 2019 updated Feasibility Study, equivalent to 'operating cash flow', calculated for \$1,400 Au price

4. Kapan - Target LOM average based on internal company projections at \$1,400 Au

M&A Strategic Context

FSU Gold Sector is Ripe for Consolidation



Key Rationale	
Fragmented	Cash Flow Generative
No natural consolidators	Strong Margins (currency depn)
Few Buyers	Massively underexplored

Highly Supportive Shareholder Base

Chaarat have a Proven Ability to Attract Funding

- ✓ Secured US\$110m of investment over 12 months to acquire Kapan and develop portfolio of assets
- ✓ Protecting shareholders from dilution by using innovative financing (term loan, convertible loan notes, revolving loan facilities) while maintaining a healthy balance sheet with ample liquidity
- ✓ Management / Board fully aligned with Shareholders,
 - 3-year incentive programme in shares / options, including lock-ups, and no cash bonuses
- ✓ Full support from major shareholder (Labro) and a variety of sophisticated stakeholders
 - Labro have extended Chaarat a \$15m working capital facility

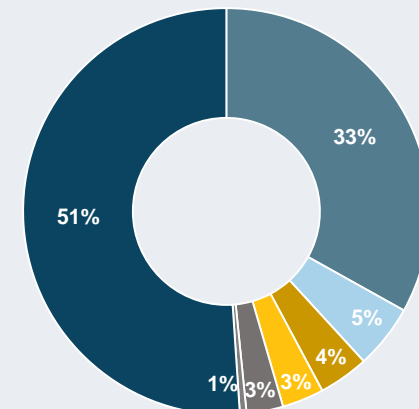
Capital Structure (as of 23 rd October 2019)	
Market cap (£m)	£168
Market cap (US\$m)	216
Shares outstanding (m)	441
Loans and borrowings	53
Convertible loan notes	20
Labro Facility	5.5
Total debt (US\$m)	78

Sources: Chaarat Website, Capital IQ as at 23 October 2019, GBPUSD: 1.29, Bloomberg

Table values may not align due to rounding effects

*Note: Labro Investments Ltd. – controlled by Martin Andersson (Chairman)

Major Shareholders



- Labro Investments Ltd.*
- China Nonferrous Metals Int'l Mining Co. Ltd
- Sarastro Group Ltd.
- Polymetal International
- UBS Group AG
- Other Directors
- Free Float

Chaarat Re-Rating Potential

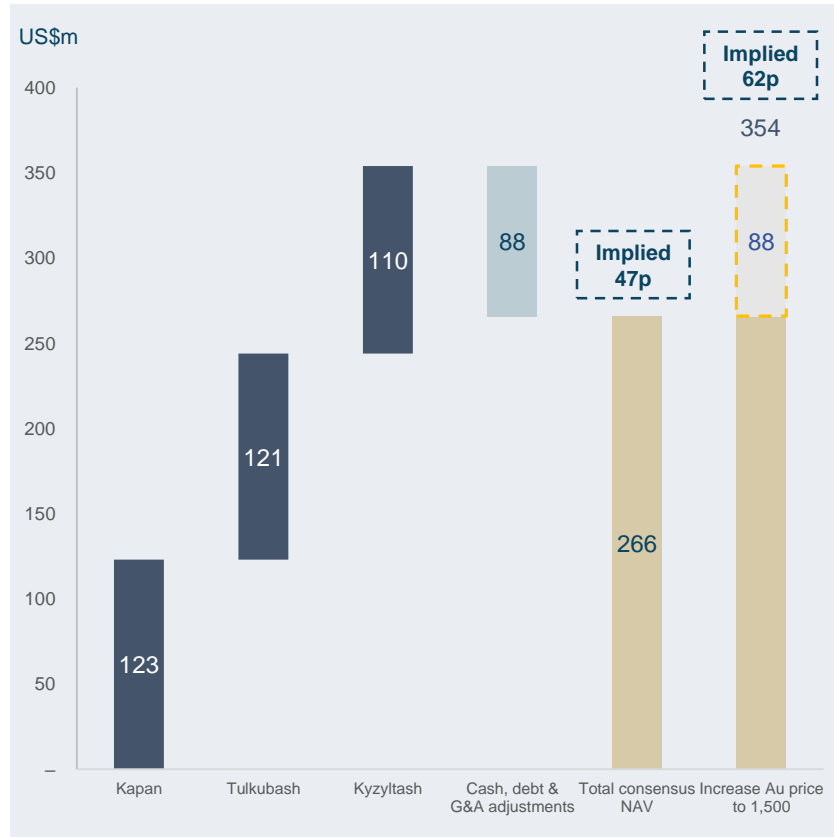
Reasons why Chaarat Could Re-Rate

- ✓ Kapan mine life extension and free cash flow growth
- ✓ Tulkubash reserve and resource base growing, with construction plan on track
- ✓ Tulkubash project capital costs anticipated to be funded through Ciftay investment and Project Financing, with indicative term sheet received
- ✓ Significant Kyzyltash resource supports long-term growth through staged development
- ✓ Actively advancing pipeline of M&A targets

Brokers Estimate the Fair Value of the Stock at an Average 24% Premium to a GBP 38 Trading Price

Date	Broker	Rating	Target price (GBP)	Premium to 38p price (%)
22-Oct-19	Numis	Buy	50	32%
6-Jun-19	Pareto	Buy	55	45%
1-Aug-19	SPANGEL	Buy	42	11%
22-Oct-19	HANNAM&PARTNERS	Buy	41	8%
	Average		47	24%

Brokers NAV* Implies Undervaluation



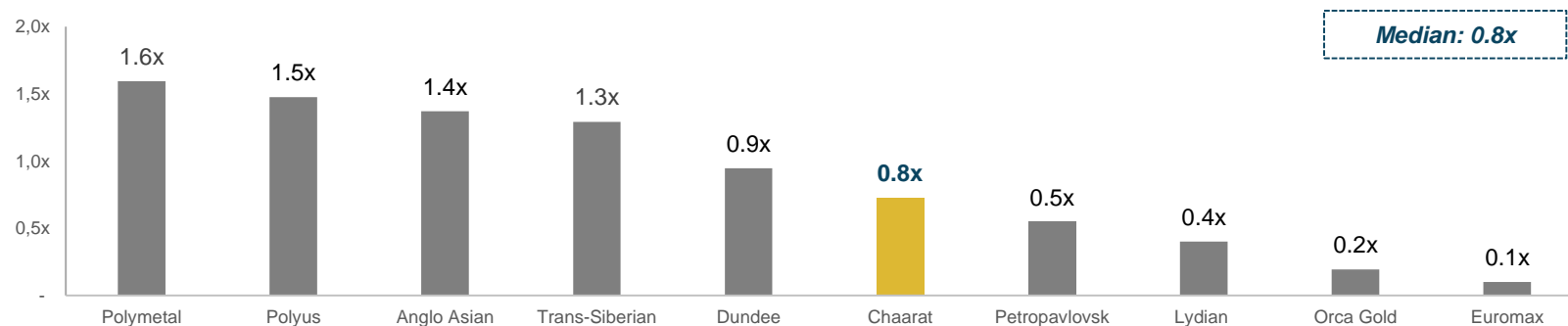
Significant potential share price upside implied by broker consensus NAV estimates

Sources: Broker reports, Capital IQ as of 23 October 2019, GBP:USD: 1.29

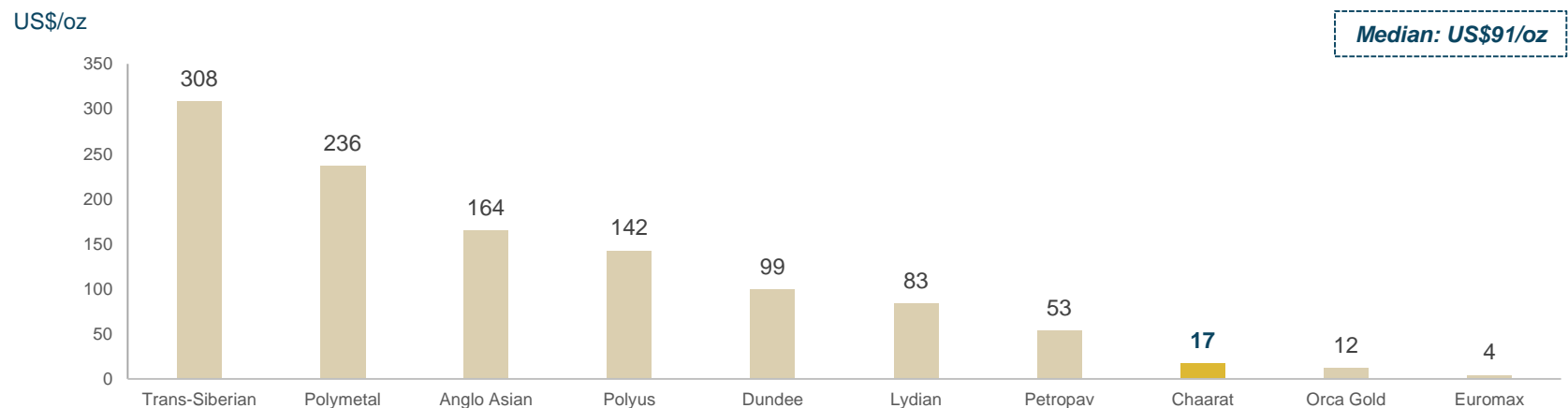
*Broker NAV is calculated using H&P model with Au price \$1,330/oz

Chaarat Undervalued Relative to Peer Group

Brokers P/NAV vs. Peer Group



EV / Resources vs. Peer Group



Source: Bloomberg as of 27 August 2019, Company information

Why Invest in Chaarat?

- Chaarat managed by a high-quality operating team supported by a fully overhauled world class independent board
- Impressive existing asset base with substantial organic growth opportunities
- Positioned to capitalise on fragmented asset base in FSU region through accretive M&A
- Supported by notable shareholder base and alignment of interest with management
- Proven track record of accretive capital raising with continued access to financing markets
- Undervalued relative to peers with significant share price potential

Risk Factors

An investment in the Ordinary Shares involves a high degree of risk, should be considered speculative because of the nature of the Group's business and should only be made by those with the necessary expertise to appraise the investment.

Prospective investors should carefully consider the risks described below (which are considered by the Directors to be the risks specific to the Group and its industry and which are material to taking an investment decision in the Ordinary Shares and does not purport to be an exhaustive summary of the risks affecting the Group) and their own personal investment objectives and financial circumstances before deciding whether to invest in the Ordinary Shares. If in doubt as to whether to invest in the Ordinary Shares, investors should consult with an independent financial adviser who specialises in advising on the acquisition of shares and other securities.

A copy of the Company's Admission Document may be accessed from this link.

<https://www.chaarat.com/wp-content/uploads/2018/12/Re-Admission-Document.pdf>

For the purposes of this Presentation, risk factors in Part III of the Admission Document are deemed fully incorporated herein but are only intended to give potential investors in the Company an indication of the types of operational and general risk factors that investors should consider. It is the responsibility of all potential investors to satisfy themselves as regards any particular risks by consulting their own professional advisers.

The risks set out in Part III of the Admission Document have the potential to materially and adversely affect the Group's business, financial condition and results of operations and/or the Company's share price. In such case, an investor may lose all or part of his or her investment. Additional risks and uncertainties not currently known to the Directors, or which the Directors currently believe to be immaterial, may also have an adverse effect on the Group. An investment in the Company is only suitable for financially sophisticated investors who are capable of evaluating the merits and risks of such an investment and who have sufficient resources to be able to bear any losses which may arise therefrom (which may be equal to the whole amount invested).

There can be no certainty that the Company will be able to implement successfully the strategy set out in this document. Neither the Company nor the Directors provide any assurances or guarantees of future profitability, distributions, payment of dividends, return of capital or the performance of the Company or its Ordinary Shares and there can be no assurance that the Company will achieve its objectives.